

CATTLEMAN INSTALLATION SHEET

2005 FORD F250

PART # 1325

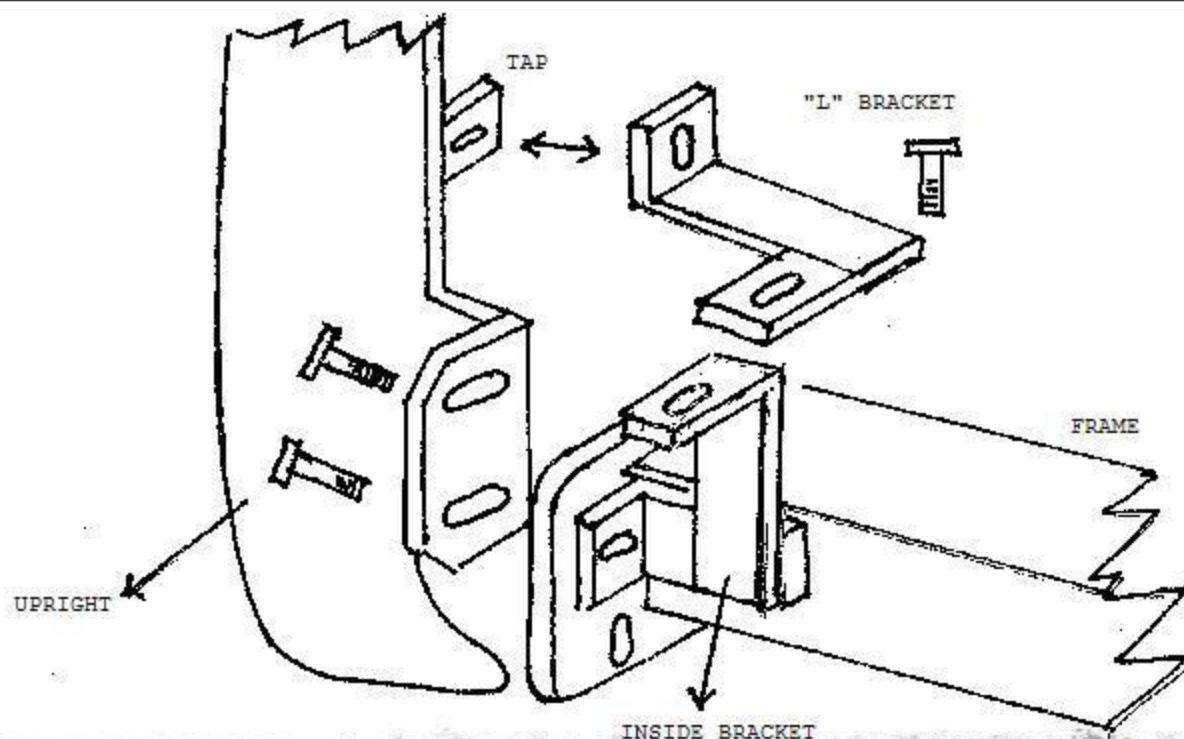
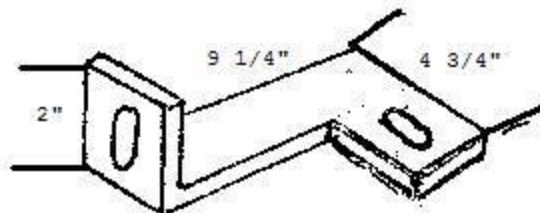
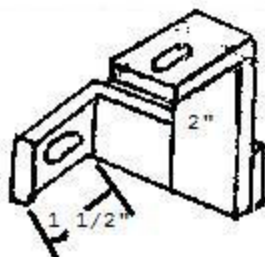
STEP 1: Remove the bolts on each side of front end of bumper.

STEP 2: Place grille guard on the front end of your truck bumper. Use 4 - 1/2 X 2" bolts to bolt the grille guard on.

STEP 3: On the top bolt on each side, place bracket on the inside of the bumper as shown on the drawing.

STEP 4: Use 4 - 1/2 X 1 1/2" bolts and "L" bracket to bolt grille guard tap and inside bracket together as shown on drawing.

Note: If grille guard will not fit because of the tow hooks, loosen tow hook bolts. Set grille guard in place and bolt on. After grille guard is in place, bolt tow hooks back on.



www.cattlemanhd.com

